

TRA1 20A Transformer



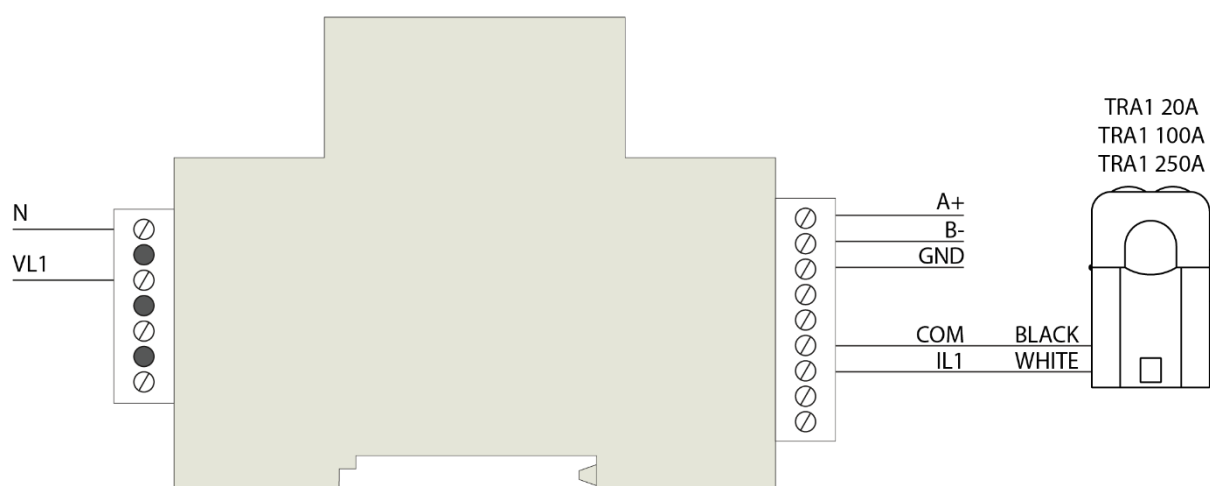
TRA1 20A transformers are current transformers specially designed for being installed at the top of a circuit breaker. All the models have secondary of 250 mA and are suitable for SEM One, SEM Three and third-party devices.

TRA1 20A transformers are perfect for facilities with reduced spaces, using the space over the differential protections. Furthermore, TRA1 Transformers series are ideal for facilities whether it is not possible to stop the supply, or it just need a simple installation.

TECHNICAL FEATURES

| Electrical features | |
|----------------------------|--------------|
| Frequency | 50 / 60 Hz |
| Secondary's current | 250 mA |
| Measure | Single phase |
| Accuracy class | 3 |
| Build features | |
| Type of enclosure material | Epoxy |

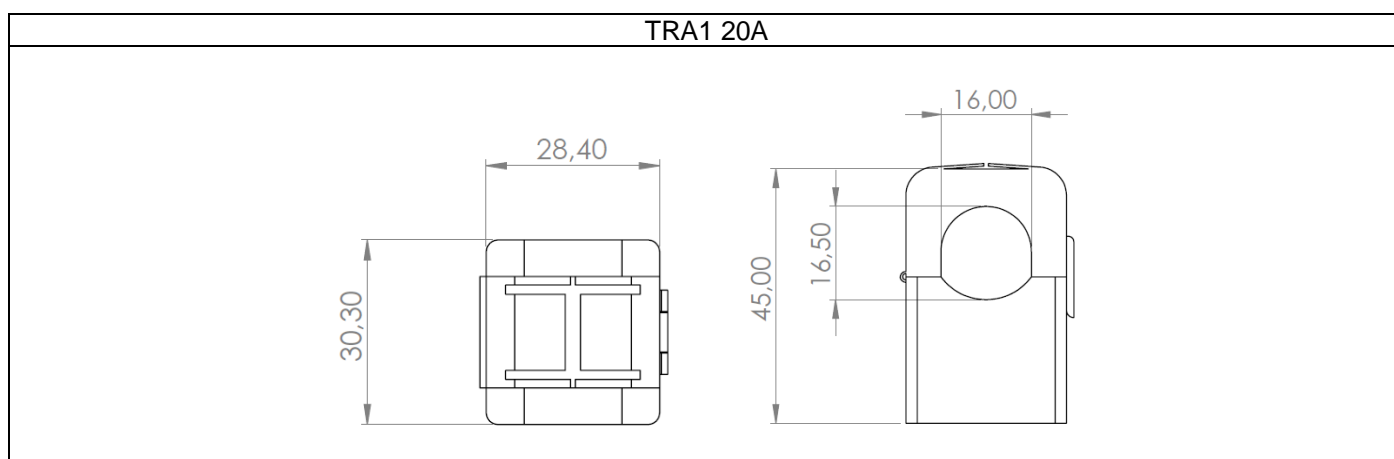
CONNECTIONS



INSTALLATION

The installation of the transformers must be done at the top of the circuit breaker protections.


GRAPHIC REPRESENTATIONS AND DIMENSIONS



TRA1 SERIES REFERENCES

| Model | Reference | Maximum current | Accuracy class | Inner diameter |
|-----------|-----------|-----------------|----------------|----------------|
| TRA1 20A | T024 | 20 A | 3 | 16 mm |
| TRA1 80A | T004 | 80 A | 3 | 10 mm |
| TRA1 100A | T005 | 100 A | 3 | 16 mm |
| TRA1 250A | T025 | 250 A | 3 | 24 mm |

SAFETY PRECAUTIONS

| | |
|---|--|
|  | <p>DANGER</p> <p>Incorrect handling or installation of the unit may result in injury to personnel as well as damage to the unit. In particular, handling with voltages applied may result in electric shock, which may cause death or serious injury to personnel. Defective installation or maintenance may also lead to the risk of fire. Read the manual carefully prior to connecting the unit. Follow all installation and maintenance instructions throughout the unit's working life. Pay special attention to the installation standards of the National Electrical Code.</p> |
|---|--|

DISCLAIMER

PickData, SL reserves the right to make modifications to the device or the unit specifications set out in this instruction manual without prior notice.

PickData, SL on its web site, supplies its customers with the latest versions of the device specifications and the most updated manuals.

TECHNICAL SERVICE AND SUPPORT

The unit does not require maintenance.

In case any doubt of performance or failure of the unit do not hesitate to contact with PickData, SL support service.

PickData, SL – Technical assistance service
 Innovació Street, 3
 08232 – Viladecavalls (Barcelona), SPAIN
 Phone: (34) 935 117 505 (Spain)
 Email: sat@pickdata.net